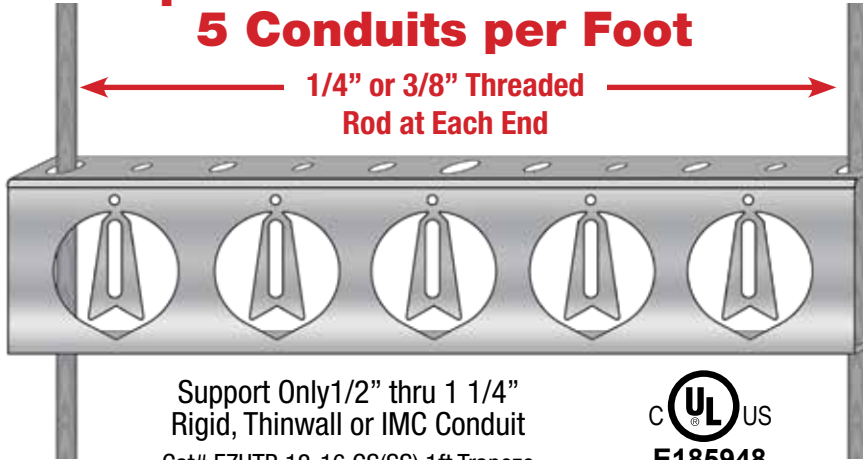


# Conduit Trapeze Brackets

## Mounting Instructions

### Trapeze Brackets 1ft thru 4ft 5 Conduits per Foot



Support Only 1/2" thru 1 1/4"  
Rigid, Thinwall or IMC Conduit  
Cat# EZUTB 12-16 GS(SS) 1ft Trapeze  
Cat# EZUTB 24-16 GS(SS) 2ft Trapeze  
Cat# EZUTB 36-16 GS(SS) 3ft Trapeze  
Cat# EZUTB 48-16 GS(SS) 4ft Trapeze

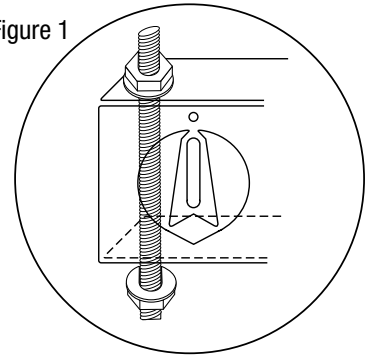


E185948

PATENTED

Meets UL 2239 &  
CSA C22.2 No 18.4

Figure 1

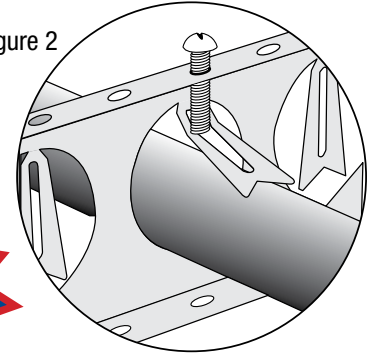


- 1) Mount trapeze bracket to structure of building with nuts, bolts and washers as shown in detail Figure 1.
- 2) Bend tabs back and slide conduit thru openings. For greater holding power use 1/4" x 20 bolts thru threaded top holes to lock rods thru threaded top holes to lock rods on conduit or screw down directly onto conduit if tabs are missing. See Figure 2.
- 3) Bend tab down or compress it with 1/4" x 20 bolt above with conduit or break off and tek screw tab into face of bracket.

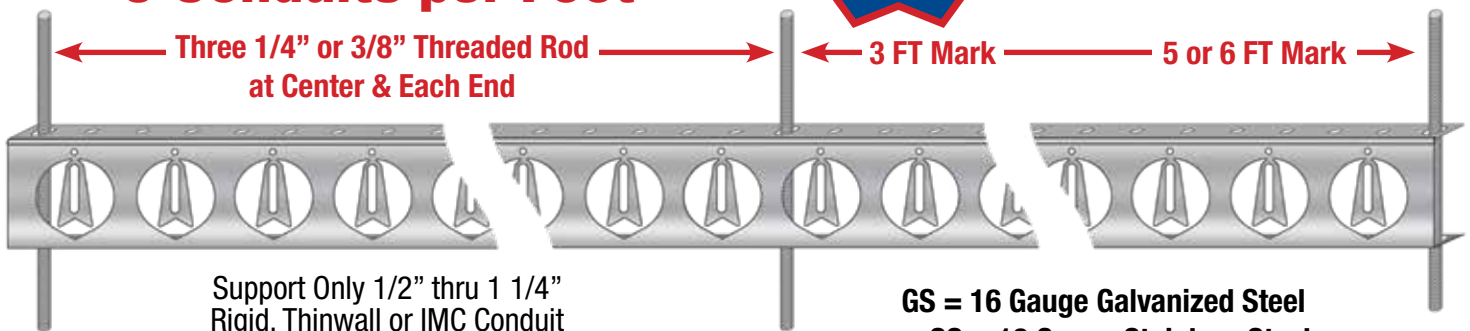
Parts needed for 1ft thru 4ft Trapeze Brackets		
Item	Qty	Part Description
1	1	EZUTB 12-16 GS (SS)
2	2	Threaded Rod 3/8" or 1/4"
3	4	Washers 3/8" or 1/4"
4	4	3/8" or 1/4" x 20 Hex Nuts
5	5 per ft.	1/2" or 1 1/4" Rigid, EMT or IMC Conduit

Parts needed for 5ft & 6ft Trapeze Brackets		
Item	Qty	Part Description
1	1	EZUTB 12-16 GS (SS)
2	3	Threaded Rod 3/8" or 1/4"
3	6	Washers 3/8" or 1/4"
4	6	3/8" or 1/4" x 20 Hex Nuts
5	5 per ft.	1/2" or 1 1/4" Rigid, EMT or IMC Conduit

Figure 2



## Mounting Instructions Trapeze Brackets 5ft & 6ft 5 Conduits per Foot



Support Only 1/2" thru 1 1/4"  
Rigid, Thinwall or IMC Conduit  
Cat# EZUTB 60-16 GS(SS) 5ft Trapeze  
Cat# EZUTB 72-16 GS(SS) 6ft Trapeze

GS = 16 Gauge Galvanized Steel  
or SS = 16 Gauge Stainless Steel



PATENT PENDING  
PATENTED



LABELS APPLY TO PRODUCTS ONLY WHERE SHOWN ABOVE

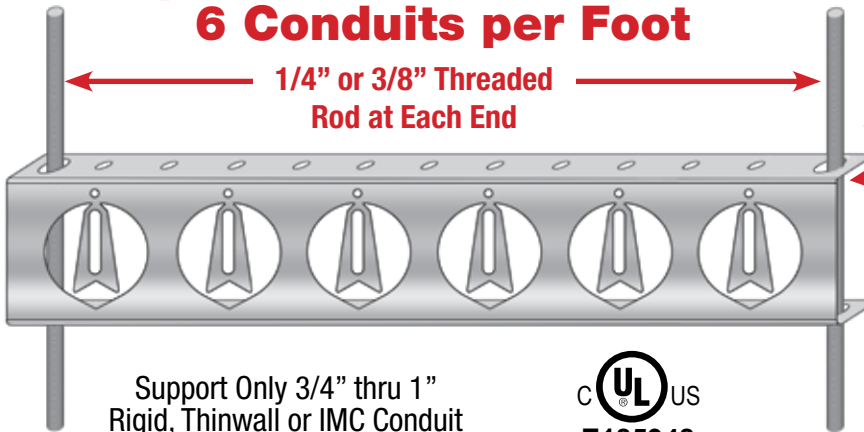
730 Pratt Boulevard • Elk Grove Village, IL 60007  
P: (847) 593-8595 • F: (847) 593-8629 • Toll-free (800) 233-8595  
E: info@spproducts.com • www.spproducts.com

IP12

# Conduit Trapeze Brackets

## Mounting Instructions

### Trapeze Brackets 1ft thru 4ft 6 Conduits per Foot

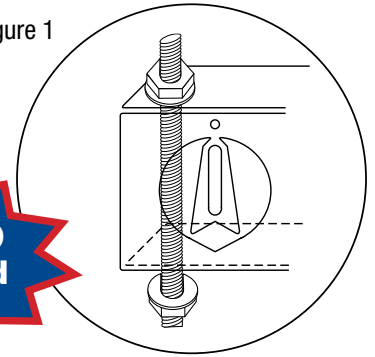


Support Only 3/4" thru 1" Rigid, Thinwall or IMC Conduit  
 Cat# EZUTB75/100-12-16 GS(SS) 1ft Trapeze  
 Cat# EZUTB75/100-24-16 GS(SS) 2ft Trapeze  
 Cat# EZUTB75/100-36-16 GS(SS) 3ft Trapeze  
 Cat# EZUTB75/100-48-16 GS(SS) 4ft Trapeze



**PATENT PENDING** Meets **UL 2239 & CSA C22.2 No 18.4**

Figure 1



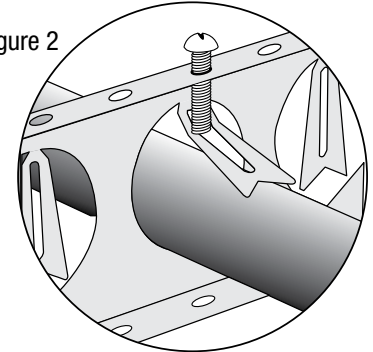
**383 lb Static Load Rating**

- 1) Mount trapeze bracket to structure of building with nuts, bolts and washers as shown in detail Figure 1.
- 2) Bend tabs back and slide conduit thru openings. For greater holding power use 1/4" x 20 bolts thru threaded top holes to lock rods on conduit or screw down directly onto conduit if tabs are missing. See Figure 2.
- 3) Bend tab down or compress it with 1/4" x 20 bolt above with conduit or break off and tek screw tab into face of bracket.

Parts needed for 1ft thru 4ft Trapeze Brackets		
Item	Qty	Part Description
1	1	EZUTB75/100 12-16 GS (SS)
2	2	Threaded Rod 3/8" or 1/4"
3	4	Washers 3/8" or 1/4"
4	4	3/8" or 1/4" x 20 Hex Nuts
5	6 per ft.	3/4" or 1" Rigid, EMT or IMC Conduit

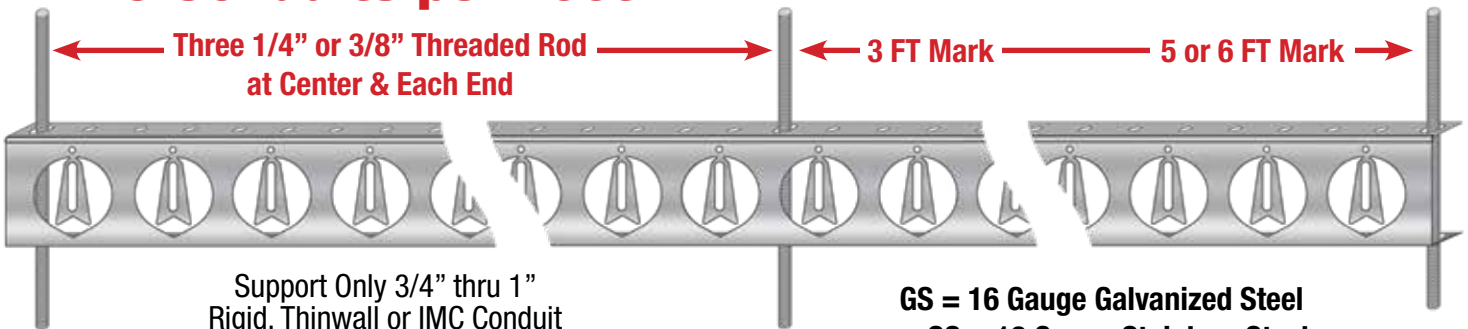
Parts needed for 5ft & 6ft Trapeze Brackets		
Item	Qty	Part Description
1	1	EZUTB75/100 12-16 GS (SS)
2	3	Threaded Rod 3/8" or 1/4"
3	6	Washers 3/8" or 1/4"
4	6	3/8" or 1/4" x 20 Hex Nuts
5	6 per ft.	3/4" or 1" Rigid, EMT or IMC Conduit

Figure 2



## Mounting Instructions

### Trapeze Brackets 5ft & 6ft 6 Conduits per Foot



Support Only 3/4" thru 1" Rigid, Thinwall or IMC Conduit  
 Cat# EZUTB75/100-60-16 GS(SS) 5ft Trapeze  
 Cat# EZUTB75/100-72-16 GS(SS) 6ft Trapeze

**GS = 16 Gauge Galvanized Steel**  
**or SS = 16 Gauge Stainless Steel**



**PATENT PENDING**  
**PATENTED**



**LABELS APPLY TO PRODUCTS ONLY WHERE SHOWN ABOVE**

730 Pratt Boulevard • Elk Grove Village, IL 60007  
 P: (847) 593-8595 • F: (847) 593-8629 • Toll-free (800) 233-8595  
 E: info@spproducts.com • www.spproducts.com

**IP12**