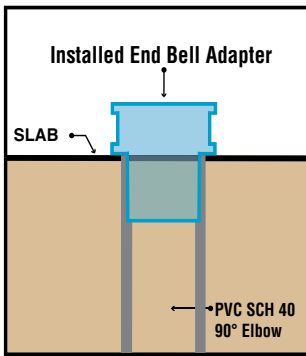


PVC End Bell Adapter PVC Schedule 40 & 80



**Allows Faster Trouble Free Wire Pulls
Use for Entire Job - Not Just for Repair**

**Stub Up, Cut Flush to Slab, Ream Out PVC,
Glue in End Bell, Cap Conduit for a
Professional Looking Job!**



Sizes 1/2" thru 6"

Catalog #	Size
PEBA#50	1/2"
PEBA#75	3/4"
PEBA#100	1"
PEBA#125	1-1/4"
PEBA#150	1-1/2"
PEBA#200	2"
PEBA#250	2-1/2"
PEBA#300	3"
PEBA#350	3-1/2"
PEBA#400	4"
PEBA#500	5"
PEBA#600	6"



Qwikduct Templates can be used with all standardized trade size conduit specified per NPA 70 NEC

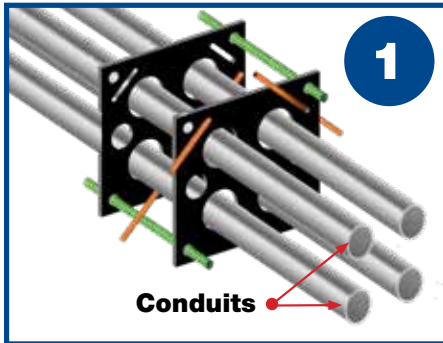
See Our REAMING BITS for Transition Couplings

See page IP15

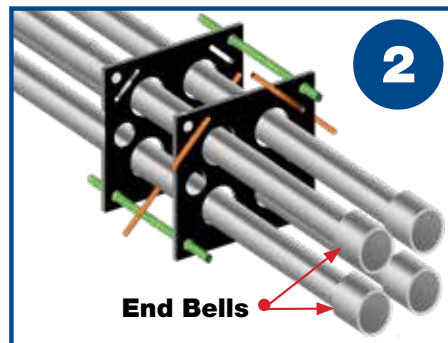


All Above Meet UL651
CSA C22.2, No.85 and
US Army Corps Engineers
Specifications

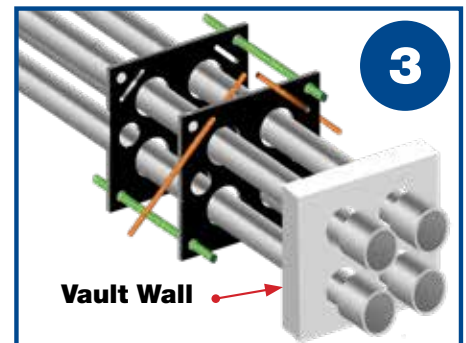
Perfect for use with QwikDuct HDPE Templates for Railway, Highway & Tollway



1. Align QwikDuct close to manhole or vault



2. Ream out conduits and glue on end bell adapters to each conduit inside or outside manhole or vault



3. Slide conduits with bell end adapters thru manhole openings inside or outside manhole or vault

Customer must satisfy all codes and owners' specifications.



PATENT PENDING
PATENTED



LABELS APPLY TO PRODUCTS ONLY WHERE SHOWN ABOVE

730 Pratt Boulevard • Elk Grove Village, IL 60007
P: (847) 593-8595 • F: (847) 593-8629 • Toll-free (800) 233-8595
E: info@spproducts.com • www.spproducts.com

IP14