

**Strong  
ALMAG 535  
Material**

# 4-Conduit Block

## Support From Only One Rod



**Threaded Block  
for Vertical Rod**


**OR**

**Threadless Block  
for Vertical Rod**

**For Vertical Rod 1/4", 3/8" or 1/2"**


*Specify bolt size 1/4" or 3/8"  
required for the conduit clamp*

**ST=(side thread) 1/4" or 3/8"**



*Bolt Hex  
Head Slides  
into Slot*

**PATENTED**



*Bolt Hex  
Head Slides  
into Slot*

**PATENTED**

**Standard Slots 1/4"  
3/8" Available Upon Request**

THREADED BLOCK	NON-THREADED BLOCKS
1/4 inch rod = Cat# TBT25-ST25	1/4 inch rod = Cat# TBT25-NT-ST25
1/4 inch rod = Cat# TBT25-ST38	1/4 inch rod = Cat# TBT25-NT-ST38
3/8 inch rod = Cat# TBT38-ST25	3/8 inch rod = Cat# TBT38-NT-ST25
3/8 inch rod = Cat# TBT38-ST38	3/8 inch rod = Cat# TBT38-NT-ST38
1/2 inch rod = Cat# TBT50-ST25	1/2 inch rod = Cat# TBT50-NT-ST25
1/2 inch rod = Cat# TBT50-ST38	1/2 inch rod = Cat# TBT50-NT-ST38



**1**

Insert  
Threaded or  
Threadless  
Rod



**2**


Drop Hex Heads  
into Slots to  
Attach Minis



**3**


Attach Minis  
Tighten Nuts

## FAST & EASY TO INSTALL



**4**

Minis Attached  
Ready for  
Conduit to  
be Inserted



**5**

Insert Conduit  
Tighten Nuts and  
Bolts on Minis

**Customer must satisfy all codes and owners' specifications.**

**SP PRODUCTS, INC**  
*Productivity and value thru ideas*



**PATENT PENDING  
PATENTED**

**LABELS APPLY TO PRODUCTS ONLY WHERE SHOWN ABOVE**



730 Pratt Boulevard • Elk Grove Village, IL 60007  
P: (847) 593-8595 • F: (847) 593-8629 • Toll-free (800) 233-8595  
E: info@spproducts.com • www.spproducts.com

**IP19**