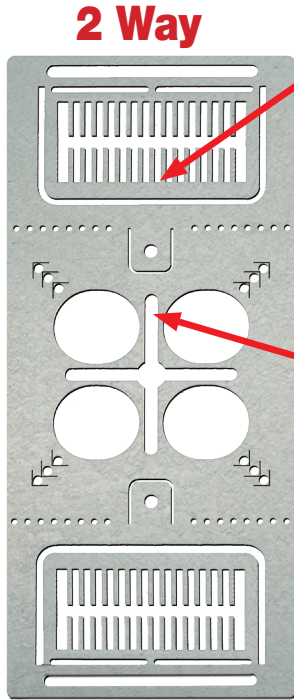


2-WAY BOX SUPPORT PLATES with FINGERS



Cat#	2-Way Desc.	Wt. Ea.	Qty/Box
CSPV-2W-FC (SS)	5" x 11-1/2" 18 Gauge Galvanized or Stainless Steel (SS)	0.5 lbs.	50
Cat#	2-Way 1/2 Desc.	Wt. Ea.	Qty/Box
CSPV-1W-FC (SS)	5" x 5-3/4" 18 Gauge Galvanized or Stainless Steel (SS)	0.25 lbs.	100

**SAVE OVER
HALF HOUR
PER INSTALL WITH
LESS MATERIAL**



2 Way

1

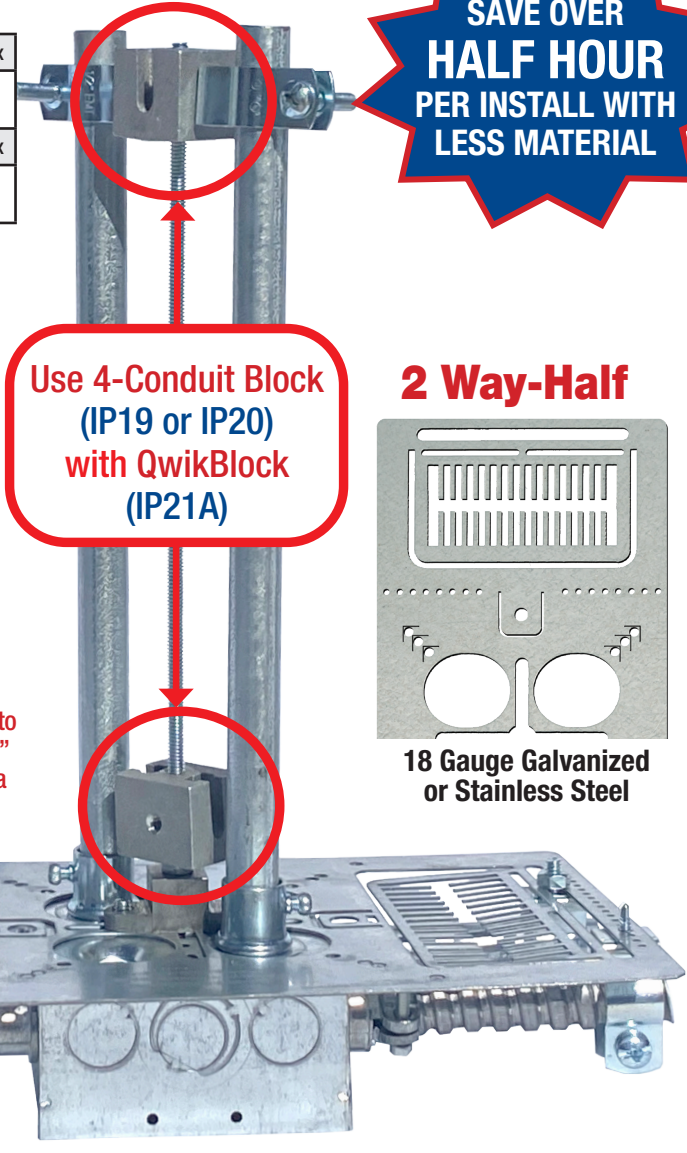
For vertical application bend 2 smaller tabs out and insert 1/4", 3/8" or 1/2" rod secured with nuts for vertical support.



2

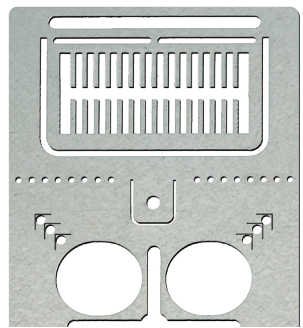
OR insert rod in fixed hole of plate and secure with Qwik Block (IP21a) to automatically center with either a 1/4" or 3/8" threaded rod with punching a center KO on top of box.

**18 Gauge Galvanized
or Stainless Steel**



**Use 4-Conduit Block
(IP19 or IP20)
with QwikBlock
(IP21A)**

2 Way-Half



**18 Gauge Galvanized
or Stainless Steel**

Load rating of conduit and box support plates is associated with load rating of box and mounting hardware.

Fingers eliminate all clamps for up thru 1 1/4" conduit, flex or equal size MC Cable entering any KO location 1 or 2 sides of box.

Plates also available as a complete assembly with any configuration of components boxes, connectors, etc.

For all types of raceways installed per NEC.
Accept 4, 4 11/16, 5 inch square shallow or deep boxes. If shallow (1 1/2 inch deep)
Maximum size = 3/4 inch conduit or equal size flexible conduit or MC Cable entering box.
Suitable for 1/4, 3/8 or 1/2 inch rod for application.



**PATENT PENDING
PATENTED**



LABELS APPLY TO PRODUCTS ONLY WHERE SHOWN ABOVE

730 Pratt Boulevard • Elk Grove Village, IL 60007
P: (847) 593-8595 • F: (847) 593-8629 • Toll-free (800) 233-8595
E: info@spproducts.com • www.spproducts.com

IP6d