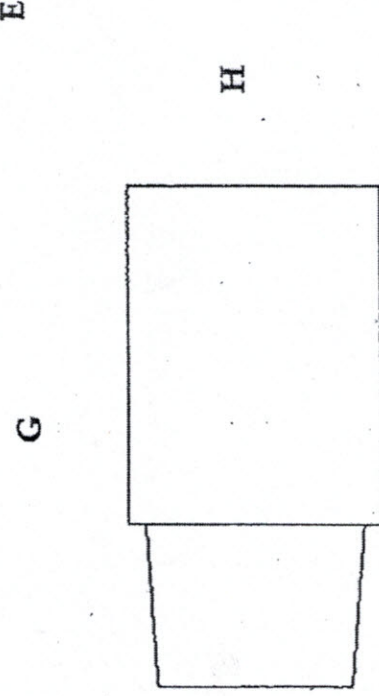




# PVC TO EMT COUPLING

5/16-18 SET SCREW



A B C D E F G H I

S	A	B	C	D	E	F	G	H	I
3/4"	.925	.80	1.05	.955	1.635	3/4"NPT	2.435	1.25	.94
1"	1.165	.97	1.31	1.21	2.015	1"NPT	2.985	1.50	1.18
1-1/4"	1.50	1.04	1.66	1.51	2.05	1-1/4"NPT	3.09	1.875	1.525
1-1/2"	1.744	1.1	1.90	1.775	2.10	1-1/2"NPT	3.20	2.125	1.76
2"	2.219	1.1	2.375	2.25	2.56	2"NPT	3.66	2.625	2.23

Approved by \_\_\_\_\_

DATED \_\_\_\_\_

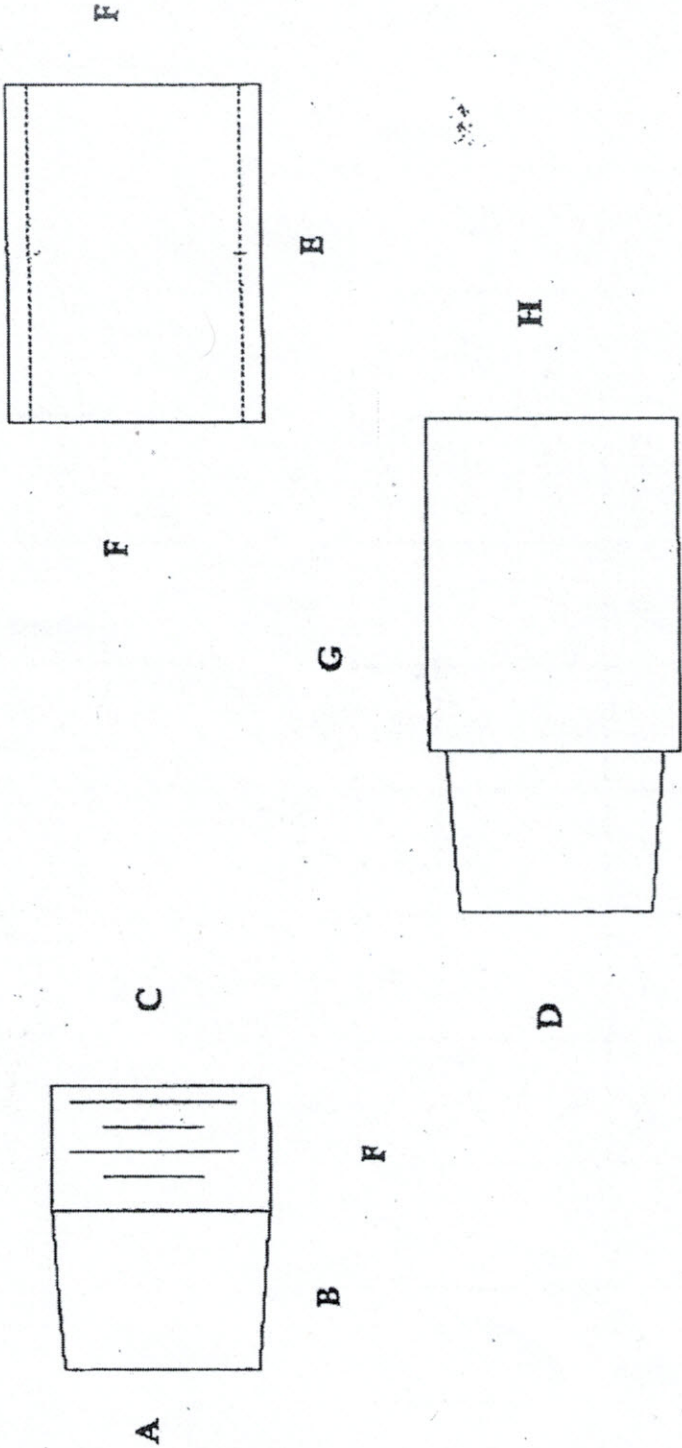


PRODUCTS, INC.

*Productivity and Value from Above*

1-800-233-8595 info@spproducts.com

# PVC TO RIGID COUPLING

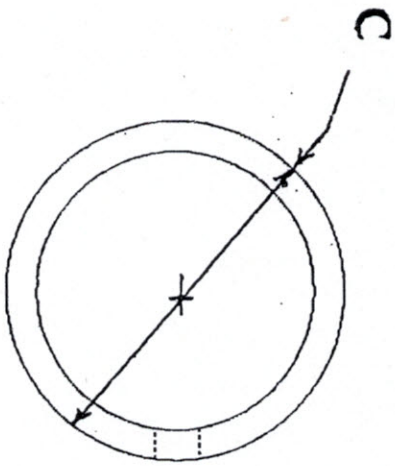


	A	B	C	D	E	F	G	H
<b>S</b>	.925	.80	1.05	.955	1.638	3/4" NPT	2.435	1.25
<b>I</b>	1.165	.97	1.31	1.21	2.015	1" NPT	2.985	1.52
<b>Z</b>	1.50	1.04	1.66	1.51	2.05	1-1/4" NPT	3.09	1.875
<b>E</b>	1.744	1.1	1.90	1.775	2.10	1-1/2" NPT	3.20	2.125
	2.219	1.1	2.375	2.25	2.56	2" NPT	3.66	2.625

**SP PRODUCTS, INC.**  
*Productivity and Value Over Time*  
 1-800-233-8595 info@spproducts.com

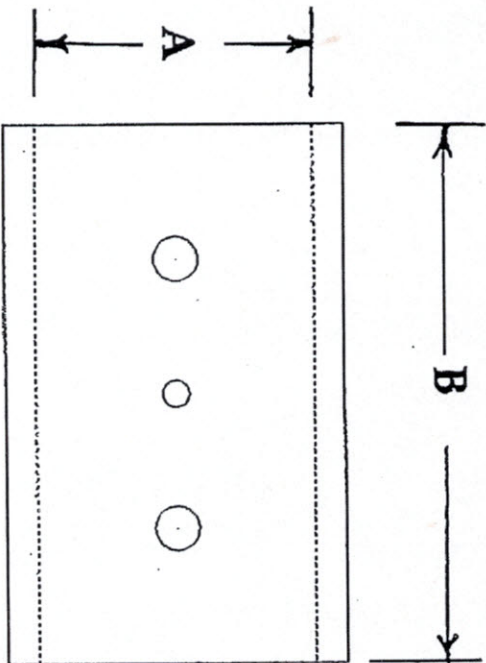
Approved by \_\_\_\_\_

DATED \_\_\_\_\_



5/16-24

A B C



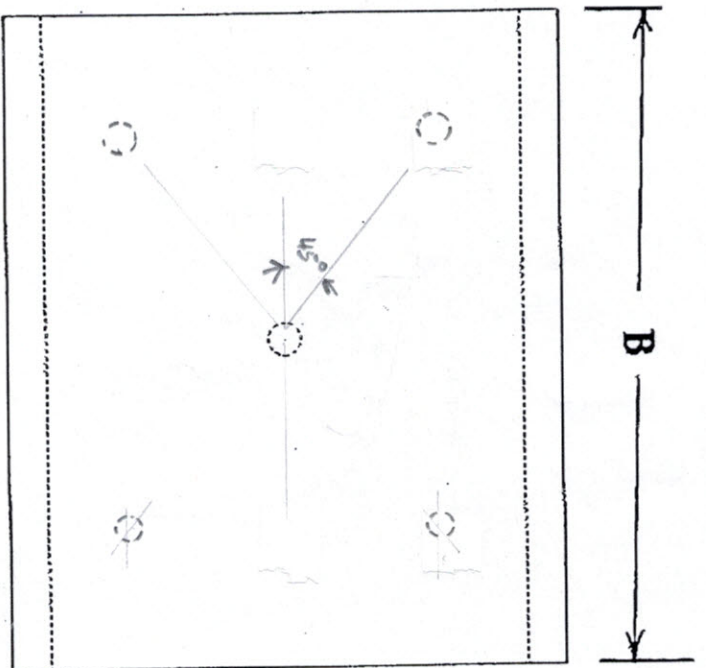
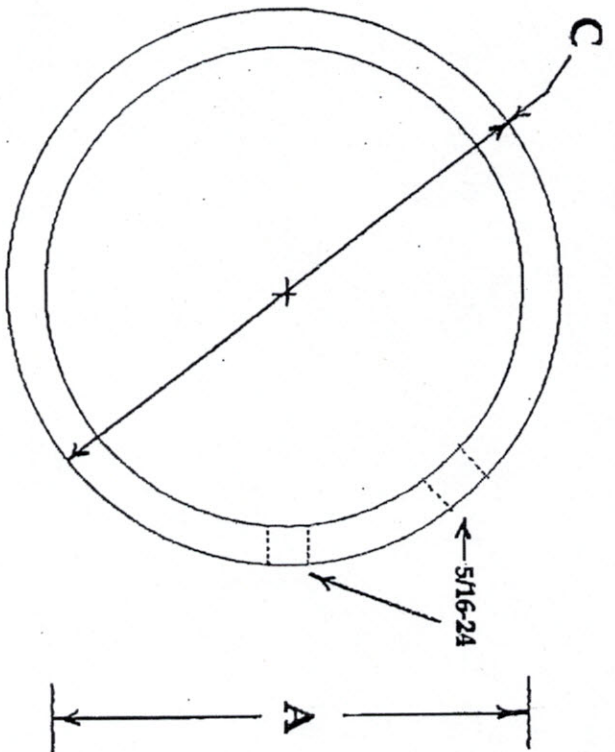
S	1/2"	.736	3.0	1.00
	3/4"	.952	3.0	1.1875
Z	1"	1.193	3.0	1.4375
	1-1/4"	1.54	3.0	1.875
R	1-1/2"	1.77	3.0	2.125

**1/2" THRU 1-1/2"  
EMT TO EMT  
COUPLING**

**SP** PRODUCTS, INC.  
*Producing and Selling the Best*  
1-800-233-8595 info@sproducts.com

Approved by \_\_\_\_\_

DATED \_\_\_\_\_



A B C

S	2"	2.23	4"	2.625
I	2-1/2"	2.905	4"	3.375
Z	3"	3.59	4"	4.0
R	3-1/2"	4.03	4"	4.5
	4"	4.53	4"	5.0

**2" THRU 4"  
EMT TO EMT  
COUPLING**



1-800-233-8595 info@spproducts.com

Approved by \_\_\_\_\_

DATED \_\_\_\_\_