

# MSDS - EZ READ/EZ PULL WIRE HARNESS

TO: OUR CUSTOMERS

Our construction methods offer many quality and time saving advantages.

## SP PRODUCTS, INC. EZ PULL/EZ READ Wiring Harness Specification Sheet

### Each Harness:

1. To be UL Listed as a complete assembly.
2. Each wire to be printed every 1/2 inch along its entire length with any combination of numbers and/or letters up to 64 characters including spaces. Common neutrals and grounds can be labeled per above to show all the circuits they pertain to and therefore aid the contractor when trouble shooting.
3. Wires to be bound together by PVC Cross Tape Only Method with easy to remove tabs to enable the conductors to flow separately and freely into the conduit or wireway. No tape or lacing remains to crate a stiff, difficult to pull harness or to be snagged, cut and balled-up during the pull.
4. Trees with looped phase wires and neutrals and break-outs are available wherever needed in the harness according to the customers' exact dimensions required.
5. 360 degrees of both inside flanges of reel to be completely covered along their rim with smooth fiber glass tape to prevent conductors from being snagged or cut during the pull.
6. All conductors to run straight or parallel to allow fast break-out and termination.
7. Harnesses to be delivered on truck with hydraulic lift gate. Small reels can be grouped and palletized laying flat and stacked. Larger reels to be shipped upright so they can easily be rolled from the truck.
8. To have a 4" tall IBEW Union Label on one outer flange.



*"Since 1966 Proud to be the Installers' Friend"*

730 Pratt Blvd., Elk Grove Village, IL 60067 • (847) 593-8595 • Fax (847) 593-8629 • Toll Free: 1-800-233-8595  
www.spproducts.com • info@spproducts.com



IBEW  
Union Made

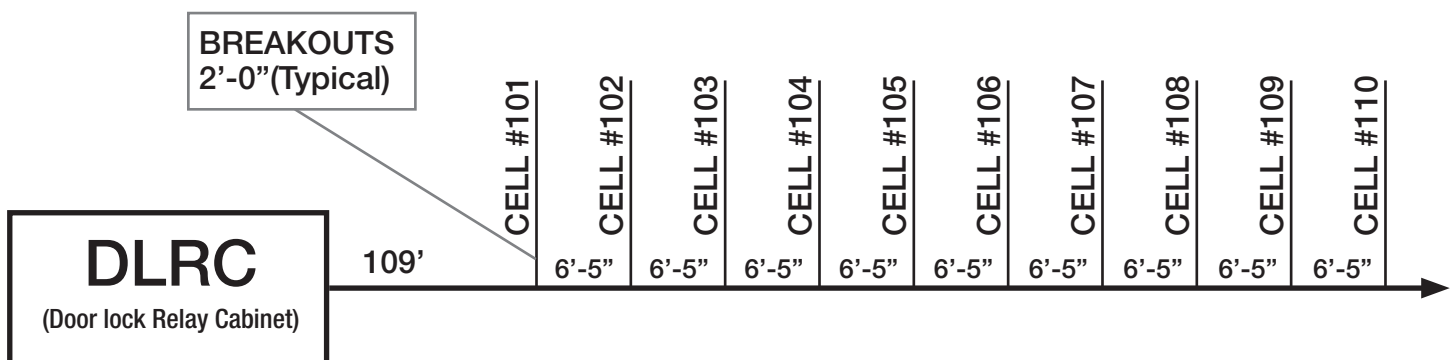


# MSDS - EZ READ EZ PULL WIRE HARNESS

**PRISONS, JAILS, DETENTION CENTER, etc...**  
**DOOR LOCK CONTROL HARNESSING INSTALLED IN HEADER DUCT.**

## ***TYPICAL LAYOUT***

### **1st Floor of 6 Floors**



*This is an example of a typical layout for a Door Lock Control Harness that would be installed in a "Header Duct".*

*SP Products can work with you to help you design a custom harness for whatever your job might require.*

1- #12 Black	To Each Cell Door (Typical)
1- #12 Red	
1- #14 Brown	
1- #14 Yellow	
1- #12 Black	
1- #10 Neutral White-Looped	
2- #12's, 1-Red, 1-Blue (Spares to 1st Breakout Pt.)	



***"Since 1966 Proud to be the Installers' Friend"***

730 Pratt Blvd., Elk Grove Village, IL 60067 • (847) 593-8595 • Fax (847) 593-8629 • Toll Free: 1-800-233-8595  
www.spproducts.com • info@spproducts.com



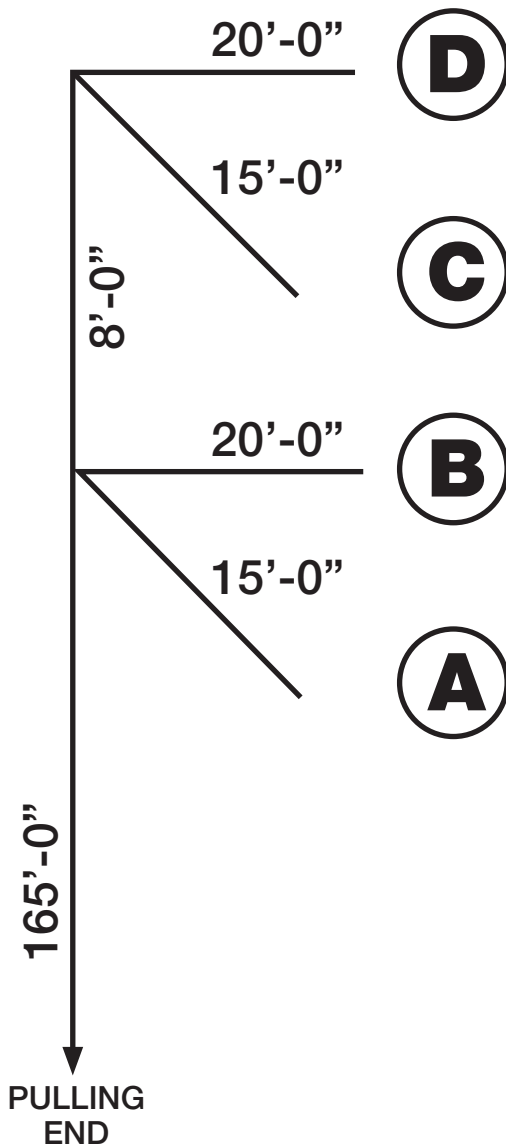
**IBEW**  
Union Made



# MSDS - EZ READ EZ PULL WIRE HARNESS

## COOK COUNTY JAIL DIV. 11 "Door Locking System"

Typical Wiring Harness Layout for the Cell Doors in a "Pod Design."



WIRE HARNESS		
BREAKOUT	WIRE COLOR	PRINTING
<b>A</b>	YELLOW WHITE BLUE PURPLE GREEN	Pod #3-Door 101 Pod #3-Door 101 Pod #3-Door 101 Pod #3-Door 101 Pod #3-Door 101
<b>B</b>	YELLOW WHITE BLUE PURPLE GREEN	Pod #3-Door 102 Pod #3-Door 102 Pod #3-Door 102 Pod #3-Door 102 Pod #3-Door 102
<b>C</b>	YELLOW WHITE BLUE PURPLE GREEN	Pod #3-Door 103 Pod #3-Door 103 Pod #3-Door 103 Pod #3-Door 103 Pod #3-Door 103
<b>D</b>	YELLOW WHITE BLUE PURPLE GREEN	Pod #3-Door 104 Pod #3-Door 104 Pod #3-Door 104 Pod #3-Door 104 Pod #3-Door 104
<b>Note: All wire to be #14 Thhn Stranded</b>		

This was an actual layout diagram from the Door Locking System @ the Cook County Jail Div. 11 Project.  
Approximately 1.4 million feet of #14 Thhn was harnessed for this job by SP Products.

The harnesses were designed to feed 4 doors from each homerun.

The printing of each were saved the contractor enormously because the specs. for the job stated that all the wires had to be identified (tagged) at each and every junction and pull box used on the job.



*"Since 1966 Proud to be the Installers' Friend"*

730 Pratt Blvd., Elk Grove Village, IL 60067 • (847) 593-8595 • Fax (847) 593-8629 • Toll Free: 1-800-233-8595  
www.spproducts.com • info@spproducts.com



IBEW  
Union Made



# MSDS - EZ READ EZ PULL WIRE HARNESS

	Dimmer Circuit #	Conductor Length	Wire Color	Neutral Color	REEL #1
1	CB1(33) - 25	165	BLACK	WHITE	
2	CB1(33) - 26	165	BLACK	WHITE	
3	CB1(33) - 27	165	BLACK	WHITE	
4	CB1(33) - 28	165	BLACK	WHITE	
5	CB1(33) - 29	165	BLACK	WHITE	
6	CB1(33) - 30	165	BLACK	WHITE	

1	CE4(147) - 279	170	BLACK	WHITE	REEL #2
2	CE4(147) - 280	170	BLACK	WHITE	
3	CE4(147) - 281	170	BLACK	WHITE	
4	CE4(147) - 282	170	BLACK	WHITE	
5	CE4(147) - 283	170	BLACK	WHITE	
6	CE4(147) - 284	170	BLACK	WHITE	

1	CE5(149) - 285	195	BLACK	WHITE	REEL #3
2	CE5(149) - 286	195	BLACK	WHITE	
3	CE5(149) - 287	195	BLACK	WHITE	
4	CE5(149) - 288	195	BLACK	WHITE	
5	CE5(149) - 289	195	BLACK	WHITE	
6	CE5(149) - 290	195	BLACK	WHITE	

1	CE6(151) - 291	215	BLACK	WHITE	REEL #4
2	CE6(151) - 292	215	BLACK	WHITE	
3	CE6(151) - 293	215	BLACK	WHITE	
4	CE6(151) - 294	215	BLACK	WHITE	
5	CE6(151) - 295	215	BLACK	WHITE	
6	CE6(151) - 296	215	BLACK	WHITE	

1	AGL1(650) - 2443R, SRPN13 - 13		BLACK	WHITE	REEL #5
2	AGL1(650) - 2443R, SRPN13 - 15		BLACK	WHITE	
3	AGL1(650) - 2443R, SRPN13 - 1		BLACK	WHITE	
4	AGL1(650) - 2443R, SRPN13 - 3		BLACK	WHITE	
5	AGL1(650) - 2443R, SRPN13 - 25		BLACK	WHITE	
6	AGL1(650) - 2443R, SRPN13 - 27		BLACK	WHITE	

## WIRE TOTALS FOR THIS CABLE ASSEMBLY:

#12	@10	#8	#6	#4	#2	#1/0
1.025	0	12,300	0	0	0	0

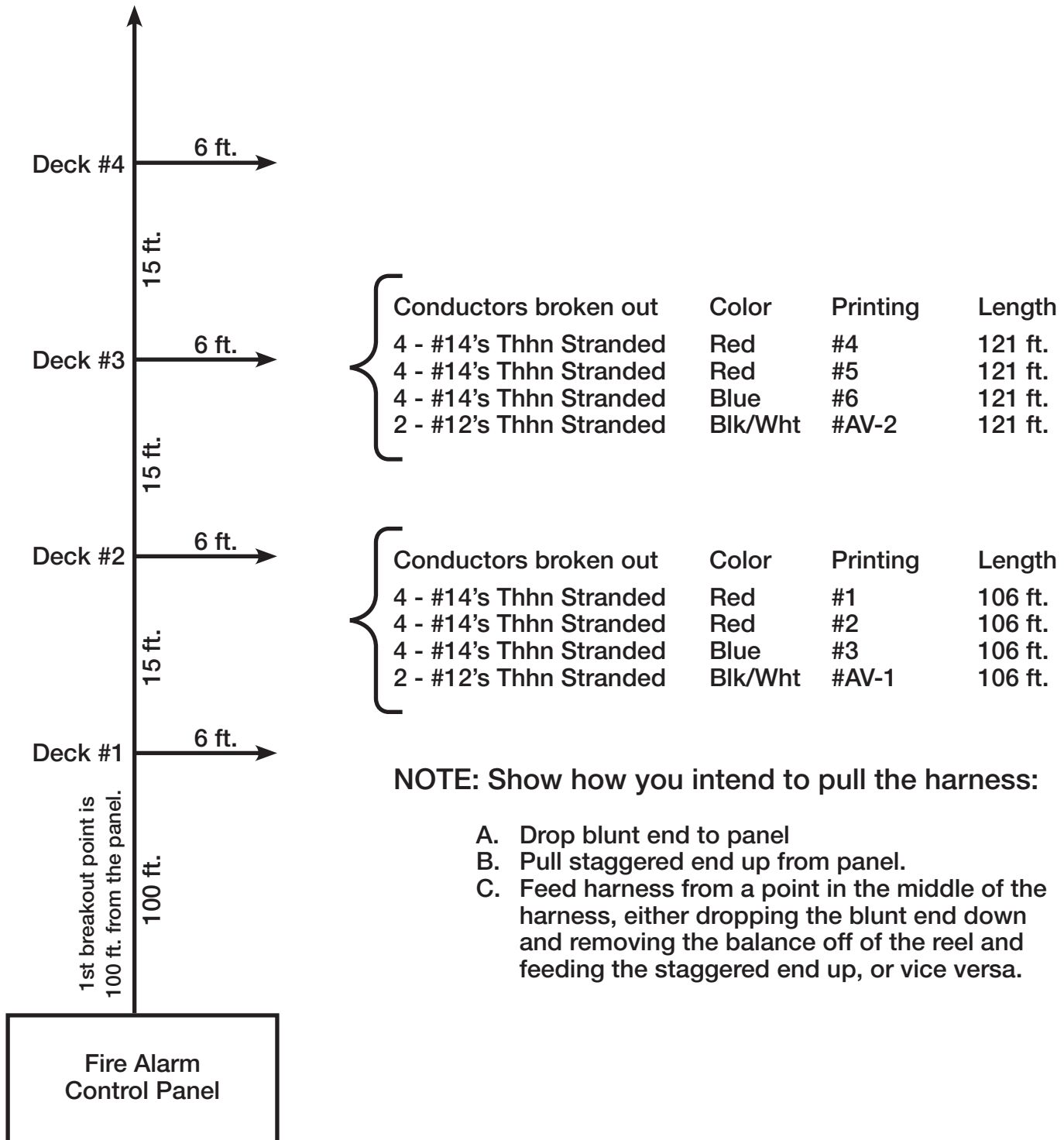


*"Since 1966 Proud to be the Installers' Friend"*

730 Pratt Blvd., Elk Grove Village, IL 60067 • (847) 593-8595 • Fax (847) 593-8629 • Toll Free: 1-800-233-8595  
[www.spproducts.com](http://www.spproducts.com) • [info@spproducts.com](mailto:info@spproducts.com)



# MSDS - EZ READ EZ PULL WIRE HARNESS



**SP PRODUCTS, INC.**  
Productivity and value thru ideas

*"Since 1966 Proud to be the Installers' Friend"*

730 Pratt Blvd., Elk Grove Village, IL 60067 • (847) 593-8595 • Fax (847) 593-8629 • Toll Free: 1-800-233-8595  
www.spproducts.com • info@spproducts.com

