

# MSDS - Modified Round Box Support Plate

S-P Products File QCRV.E165176

Per UL our CSP-4W-WC(4-way) satisfies UL 514A and UL 5148 requirements.

They are UL Listed under File QCRV.E165176.

## Metallic Outlet Boxes

### UL 514A

#### 1 Scope

- 1.1 This standard applies to metallic OUTLET BOXES, flush-DEVICE BOXES, FLOOR BOXES, CONCRETE BOXES, EXTENSION RINGS, covers, CONDUIT BODIES, BAR HANGERS, bar-hanger assemblies, and all accessories whose principal function is for support of boxes. The products covered by this standard are intended for installation in accordance with the National Electrical Code (NEC), NFPA 70, the Canadian Electrical Code (CEC), Part I, and the Standard for Electrical Installations, NOM-001-SEDE. In Canada, CONDUIT BODIES are not evaluated as OUTLET BOXES; they are fittings. Requirements in this standard for CONDUIT BODIES intended for use as OUTLET BOXES do not apply in Canada.
- 1.2 This standard also applies to marine application metallic OUTLET BOXES, flush-DEVICE BOXES, special purpose boxes, EXTENSION RINGS, and covers.

## **MSDS - Modified Round Box Support Plate**

- 1.3 This standard also applies to marine products intended for installation in accordance with the manufacturer's instructions and the applicable requirements of the United States Coast Guard (USCG), IEEE Recommended Practice for Electric Installation on Shipboard, IEEE Standard 45; the American Boat and Yacht Council (ABYC); the Standard for Pleasure and Commercial Motor Craft, NFPA 302; and the Canadian Electrical Code (CEC), Part I.
- 1.4 This standard does not apply to cabinets and cutout boxes, boxes, and covers intended for use with raceway systems for surface wiring other than rigid or flexible conduit or electrical metallic tubing. This standard does not apply to boxes having a volume of more than 1640 cm (100 in<sup>3</sup>), other than multiple-gang boxes, flush-DEVICE BOXES, and CONDUIT BODIES intended for the larger trade sizes of conduit.
- 1.5 This standard does not apply to cover plates for flush-mounted wiring devices.
- 1.6 This standard does not apply to OUTLET BOXES or OUTLET BOX covers for use in hazardous (classified) locations as defined in the National Electrical Code (NEC), NFPA 70, the rules of the Canadian Electrical Code (CEC), Part I, and the Standard for Electrical Installations, NOM-001-SEDE.

## **Conduit, Tubing, and Cable Fittings UL 5148**

### **1 Scope**

- 1.1 These requirements cover FITTINGS for use with cable and conduit intended for installation in accordance with the National Electrical Code, ANSI/NFPA 70, the Canadian Electrical Code (CEC), Part I, CSA C22.1, and the Standard for Electrical Installations, NOM-001-SEDE.
- 1.2 These requirements cover CONDUIT LOCKNUTS, conduit BUSHINGS, metal stud BUSHINGS, CONDUIT BODIES, and entrance ELBOWS; FITTINGS for electrical metallic tubing, flexible metal conduit, intermediate metal conduit, liquid-tight flexible conduit, rigid metal conduit, and SERVICE-ENTRANCE HEADS; FITTINGS or box clamps referenced from other standards for armored cable, metal-clad cable, aluminumsheathed cable, mineral-insulated cable, non-metallic-sheathed cable, service-entrance cable, and tray cable, and submersible FITTINGS; FITTINGS for flexible cord, flexible nonmetallic and metallic tubing, INSULATING BUSHINGS, grips, reducing washers, and NIPPLES. In Canada, fittings for metal-clad (MC) cable, intermediate metal conduit (IMC), flexible metallic tubing, flexible nonmetallic tubing, and CONDUIT BODIES are not recognized. CONDUIT BODIES are considered FITTINGS. In Canada, armored cable includes Type TECK cable. In Canada, tray cable includes any "TC rated" cable.

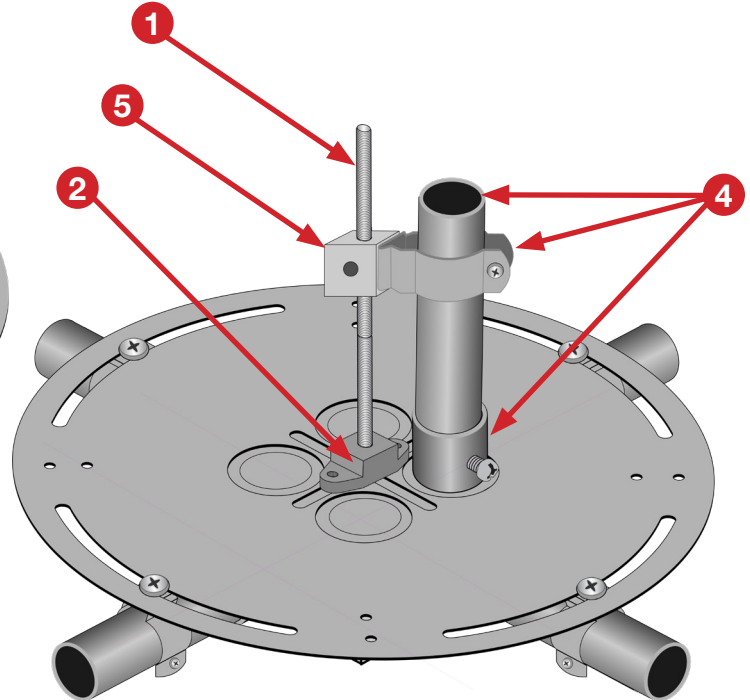
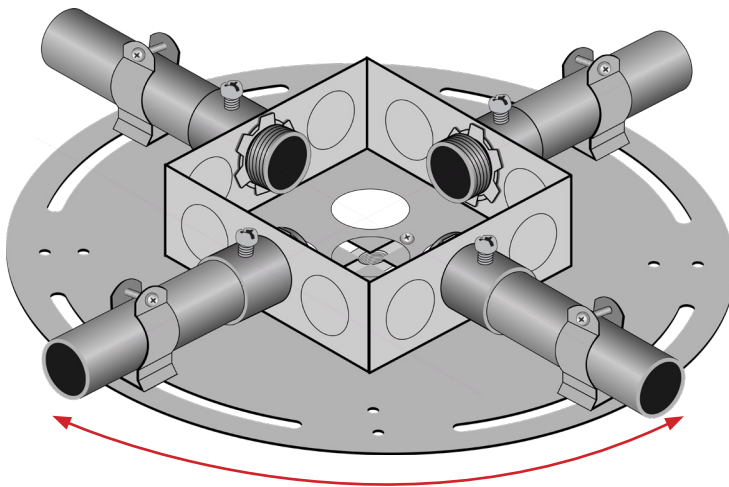
## **MSDS - Modified Round Box Support Plate**

In Mexico and the United States, requirements for submersible FITTINGS are provided in NMX-J-235/2-ANCE or UL 50E. In Mexico, intermediate metal conduit is designated as semi-heavy metal conduit.

- 1.3 In Mexico and the United States, these requirements cover CONDUIT BODIES for rigid poly-vinyl chloride (PVC) conduit. These products are intended to be used with Schedule 40, Type EB, Type A and Schedule 80 PVC conduit, ELBOWS, and other bends. In Canada, requirements for fittings intended for use with rigid PVC conduit are addressed in CSA C22.2 No. 85.
- 1.4 These requirements do not cover FITTINGS intended for use in hazardous locations as defined in the National Electrical Code, ANSI/NFPA 70, the Canadian Electrical Code (CEC), Part I, CSA C22.1, and the Standard for Electrical Installations, NOM-001-SEDE.
- 1.5 These requirements do not cover FITTINGS intended for use with surface raceway systems.
- 1.6 These requirements do not cover conduit NIPPLES, threaded ELBOWS, and threaded COUPLINGS intended for use with rigid metal conduit or intermediate metal conduit.

# MSDS - Modified Round Box Support Plate

## INSTALLATION OPTION 1



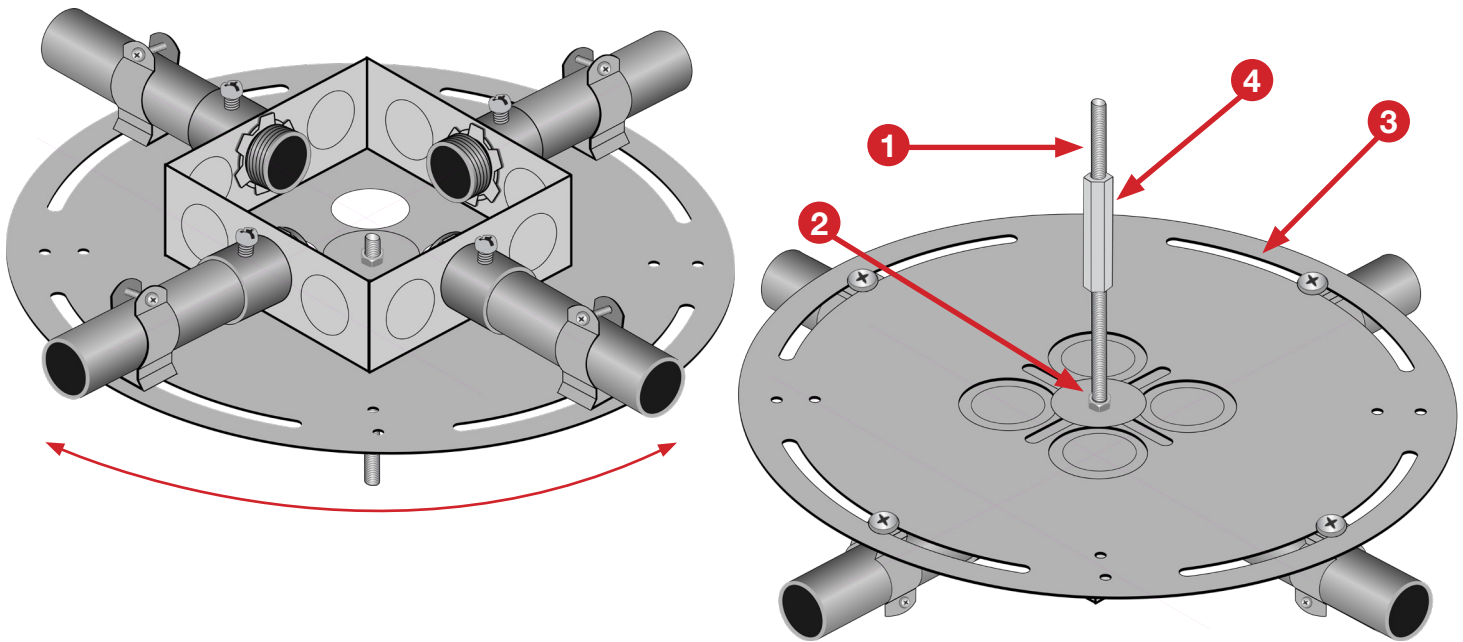
### CSPR-4KO Installation Procedures

- 1 Drop 1/4" or 3/8" or 1/2" threaded rod on center of conduit support plate and 4", 4-11/16", 5" or 8" box.
- 2 Sandwich CSPR-4KO and 4", 4-11/16", 5" or 8" box using SP's Qwik Block and secure with SP's Qwik Block and two 1/4" machine screws thru back of box.
- 3 Four 1/4" Slots to install clamps which allows for radial adjustment to position box and conduit.
- 4 Drop from above 1/2" or 3/4" size conduit or equal size MC cable thru any of the 4 KOs on top of CSPR-4KO thru the back of the box using fitting and clamp.
- 5 Support the conduit vertically by securing clamp to SP's 4-Conduit Block on threaded rod.

CSPR-4KO Hardware Material List	Qty:
CSPR-4KO	1
1/4-20 or 3/8-20 or 1/2-20 Threaded Rod	1
1/2" or 3/4" Conduit	5
Qwik Block	1
1/4" Machine Screws	2
4-Conduit Threaded Block	1
Conduit Clamps	5
1/4-20 or 3/8-20 or 1/2-20 Bolts	6
1/4-20 or 3/8-20 or 1/2-20 Hex Nut	5
4", 4-11/16", 5" or 8" Square Box	1

# MSDS - Modified Round Box Support Plate

## INSTALLATION OPTION 2



### CSPR-4KO Installation Procedures

- 1 Drop 1/4" or 3/8" or 1/2" threaded rod on center of conduit support plate and 4", 4-11/16", 5" or 8" box.
- 2 Sandwich CSPR-4KO plate and 4", 4-11/16" or 5" box with 1/4", 3/8" or 1/2" threaded rod, hex nuts and washers.
- 3 Four 1/4" Slots to install conduit and clamps entering any KOs on the sides of the box and allows for radial adjustment to position box and conduit.
- 4 Support assembly by attaching to suspended rod by using threaded rod coupling nut.

CSPR-4KO Hardware Material List	Qty:
CSPR-4KO	1
1/4-20 or 3/8-20 or 1/2-20 Threaded Rod	1
1/2" or 3/4" Conduit	4
1/4", 3/8" or 1/2" Coupling Nut	1
1/4-20 or 3/8-20 or 1/2-20 Hex Nut	2
1/4-20 or 3/8-20 or 1/2-20 Washer	2
4", 4-11/16", 5" or 8" Square Box	1

# MSDS - Modified Round Box Support Plate

Cat#	4-Way Desc.	Wt. Ea.	Qty/Box
CSPR-4KO (SS)	11-3/4" Diameter 20 Gauge Galvanized or Stainless Steel (SS)	1 lbs.	25

Tek screw holes  
to quickly center  
& attach box

1/4" Slots for nuts and bolts to install clamps  
which allows for rotating box into position. Install  
clamps facing down to support up thru 1-1/4"  
conduit, flex or equal size MC cable entering all  
four sides at any KO location.

4 large open KOs in center  
allow entering back of box  
with up thru 3/4" raceways  
to save even more time.

Install up thru  
1/2" threaded rod

1/4" Slots to  
move plate



PATENTED